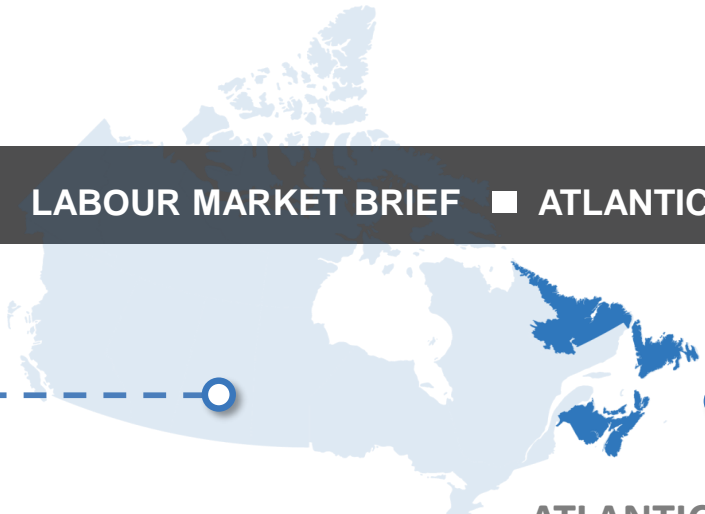




LABOUR MARKET BRIEF ■ ATLANTIC REGION



CANADA

- ✦ Fewer people were working in June as employment fell by 1,400 jobs.
- ✦ Part-time jobs increased while full-time jobs declined.
- ✦ The unemployment rate moved higher in the month to 6.4%, reaching its highest point since January 2022.
- ✦ The goods-producing sector added jobs (+12,600), while the service sector saw job reductions of 14,100.

ATLANTIC CANADA

- ✦ Employment rose during the month by 4,500 jobs.
- ✦ The growth occurred in both full-time and part-time positions.
- ✦ The unemployment rate increased slightly in June to 7.6%, hovering just below a 12-month high (7.6%).
- ✦ The goods-producing sector added jobs (+2,400), while the services-producing sector saw growth of 2,100 jobs.

21,923,400 (+40,400)

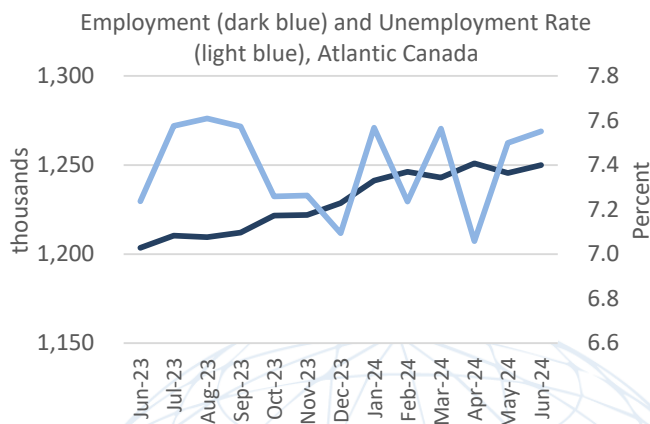
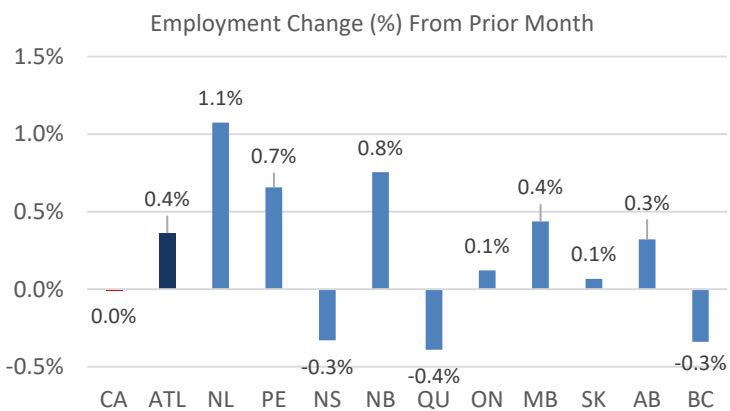
LABOUR FORCE

1,352,100 (+5,300)

20,516,400 (-1,400)

EMPLOYMENT

1,250,000 (+4,500)



6.4% (+0.2)

UNEMPLOYMENT RATE

7.6% (+0.1)

65.3% (-0.1)

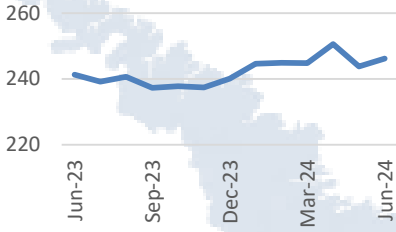
PARTICIPATION RATE

61.3% (+0.1)

Statistics Canada, Labour Force Survey, Table 14-10-0287-01
Data above are seasonally adjusted. Values in brackets are month-over-month changes.

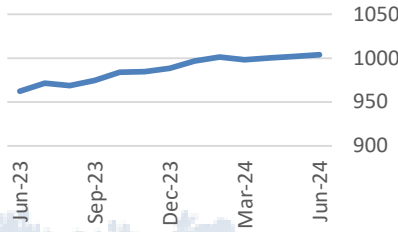
Goods Sector

Employment ('000), Atl.



Services Sector

Employment ('000), Atl.



Did You Know...

Atlantic Region employment in the accommodation and food services industry surpassed 80,000 for the first time since February 2020, leading all other industries in both monthly and annual job growth. A rapidly expanding labour supply has eased worker shortages somewhat and tourism activity is expected to continue to recover. Even so, food inflation and supply chain pressures continue to weigh heavily on restaurants.

FASTEST GROWING INDUSTRIES

Year/year employment change, Apr-Jun averages, Atl.

1. Transportation and warehousing **+12%**
2. Utilities **+11%**
3. Accommodation and food services **+10%**
4. Construction **+9%**
5. Educational services **+9%**



NOVA SCOTIA

549,000

Labour Force

512,900

Employment

6.6%

Unemployment Rate

-900

Labour Force Change

-1,700

Employment Change

+0.2

Unemployment Rate Change



NEW BRUNSWICK

433,700

Labour Force

400,400

Employment

7.7%

Unemployment Rate

+4,200

Labour Force Change

+3,000

Employment Change

+0.2

Unemployment Rate Change



NEWFOUNDLAND AND LABRADOR

269,300

Labour Force

244,600

Employment

9.2%

Unemployment Rate

+500

Labour Force Change

+2,600

Employment Change

-0.7

Unemployment Rate Change



PRINCE EDWARD ISLAND

100,100

Labour Force

92,100

Employment

8.0%

Unemployment Rate

+1,500

Labour Force Change

+600

Employment Change

+0.9

Unemployment Rate Change

Provincial estimates based on seasonally-adjusted data for the latest month and compared to the previous month.

© His Majesty the King in Right of Canada, as represented by the Minister of Employment and Social Development Canada, 2024

Contact us at: ATL-LMI-IMT-GD@servicecanada.gc.ca